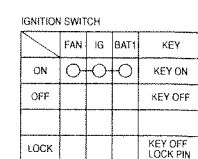
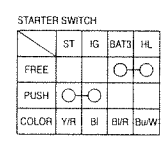
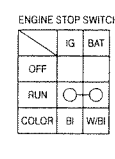
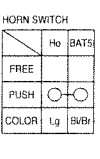
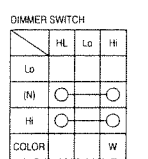
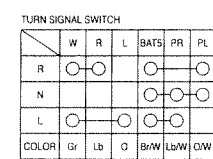
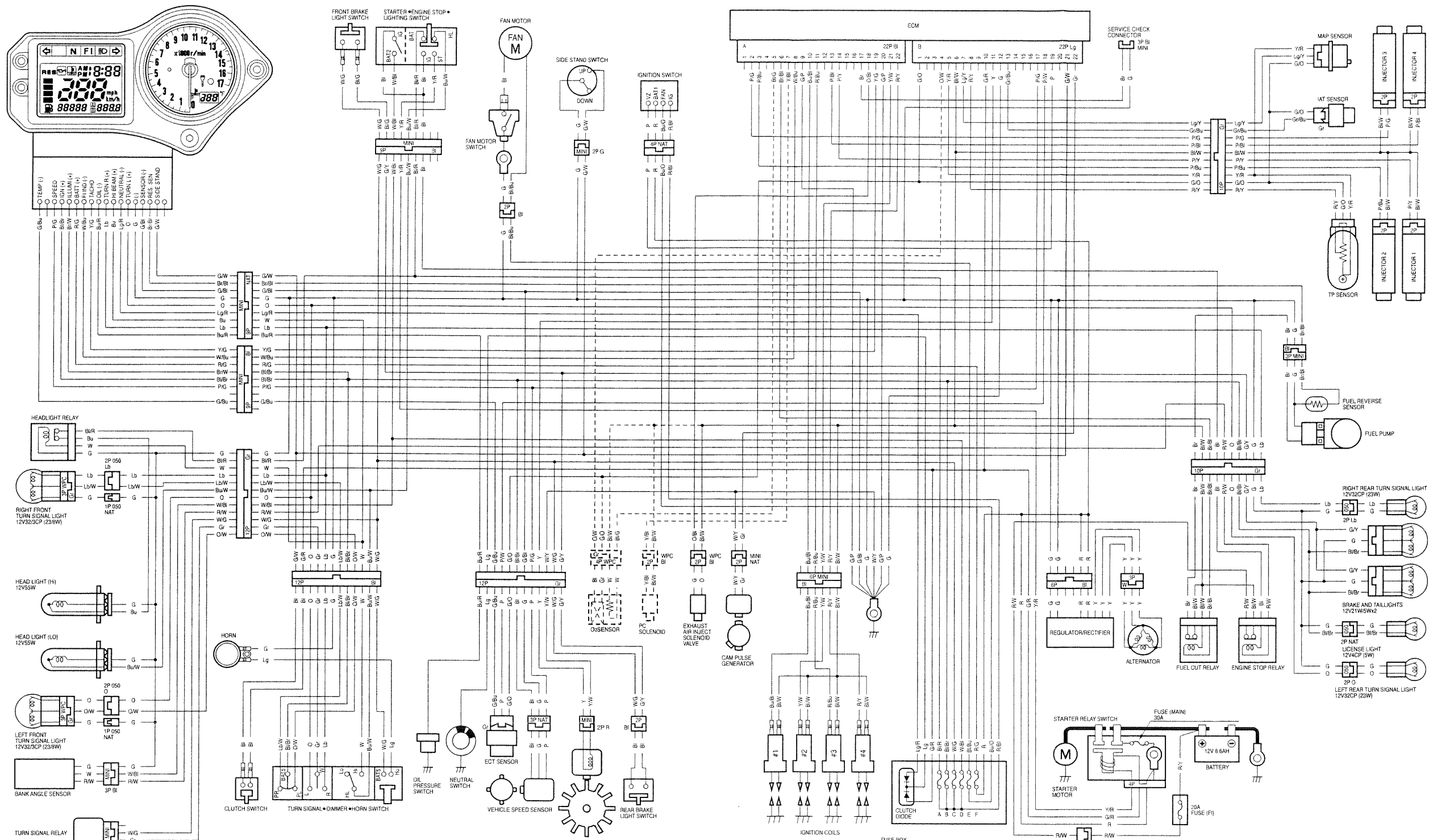


20. WIRING DIAGRAM



- FUSE BOX**
- A 10A (HEADLIGHT)
 - B 10A (NEUTRAL • OIL • TEMPERATURE • TACHOMETER • SPEEDOMETER • POSITION • HORN METER LIGHT • TAIL)
 - C 10A (TURN SIGNAL • ENGINE STOP • HORN • PASSING)
 - D 10A (STARTER • BANK ANGLE SENSOR)
 - E 10A (FAN MOTOR)
 - F 10A (METER)

- Bl BLACK
- Y YELLOW
- Bu BLUE
- G GREEN
- R RED
- W WHITE
- B BROWN
- O ORANGE
- Ld LIGHT BLUE
- Lg LIGHT GREEN
- P PINK
- Gr GRAY

0030Z-MBW-A100
0030Z-MBW-L100